



GM Daily Overview | Grosvenor Operational Performance



Wednesday | 06 May 2020

**1**

Total Harm Free Days



Total TRC Free Days

**11**

**0**

LW Last 24hrs Tonnes

**120,027**

LW MTD Tonnes



Dev Last 24hrs Metres

**79.5**

Dev MTD Metres

**738.4**





Grosvenor | Total ROM Production Distribution (MOP vs. Actual)

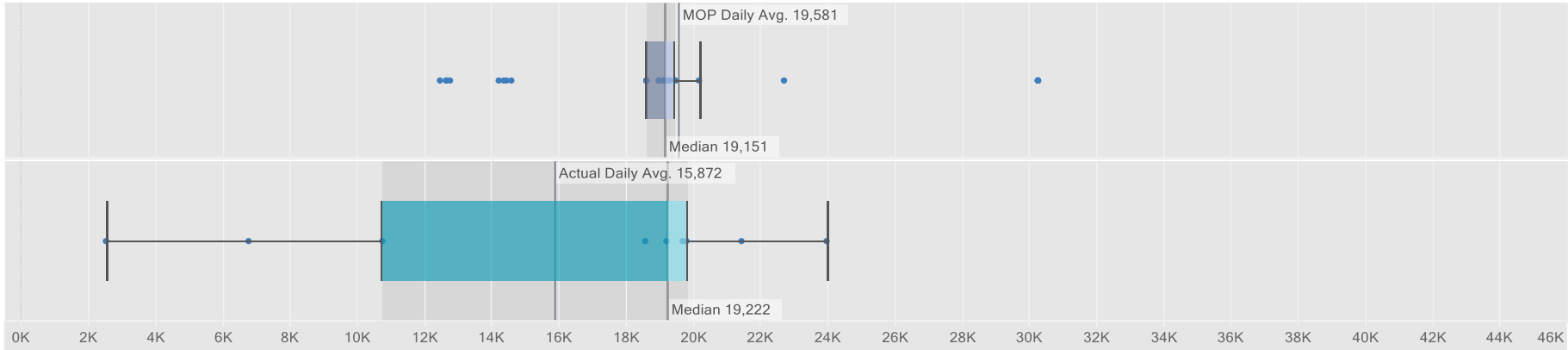


6 May 2020

Week 19

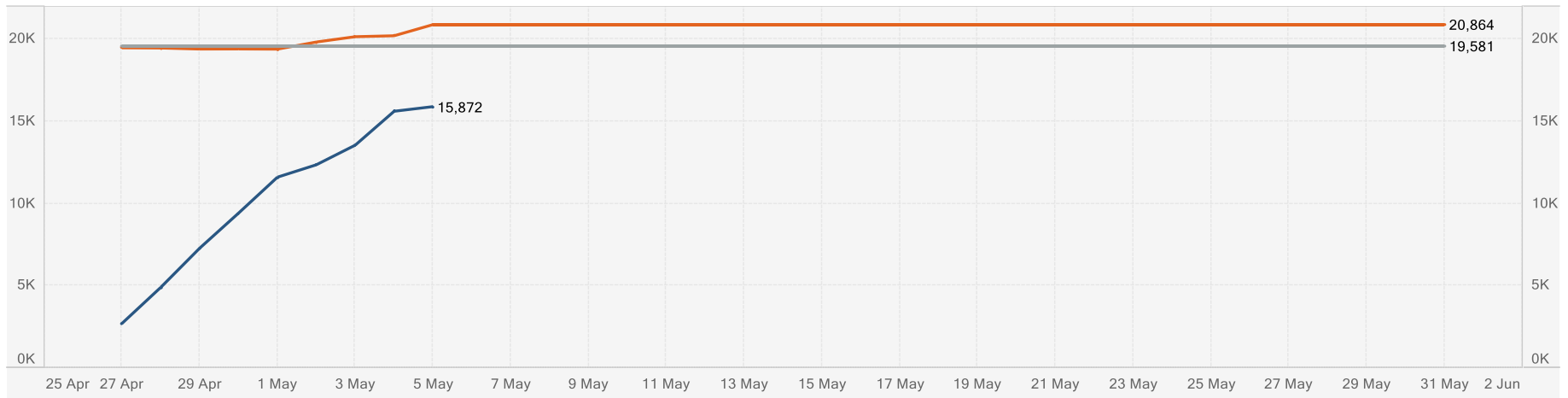
ROM MOP Last 24hrs  
**19,151**

ROM Actual Last 24hrs  
**2,548**



ROM Target (MOP)	ROM MTD (MOP)	ROM MTD (Actual)	ROM MTD (Variation)
<b>685,318</b>	<b>156,030</b>	<b>142,847</b>	<b>-13,182</b>
ROM Daily Avg. Target (MOP)	ROM Daily Avg. MTD (MOP)	ROM Daily Avg. MTD (Actual)	ROM Daily Avg. Required (To Achieve MOP)
<b>19,581</b>	<b>17,337</b>	<b>15,872</b>	<b>20,864</b>
2020EOY MOP ROM Target (Remaining)	ROM YTD (Actual)	ROM YTD Daily Avg. (MOP)	ROM YTD Daily Avg. (Actual)
<b>5,790,357</b>	<b>1,219,540</b>	<b>8,514</b>	<b>9,679</b>

■ ROM MOP Daily Avg. (Target)    
 ■ ROM MTD Daily Avg. (Actual)    
 ■ ROM Remaining Daily Avg. (Required)





Grosvenor | Total LW Production Distribution (MOP vs. Actual)

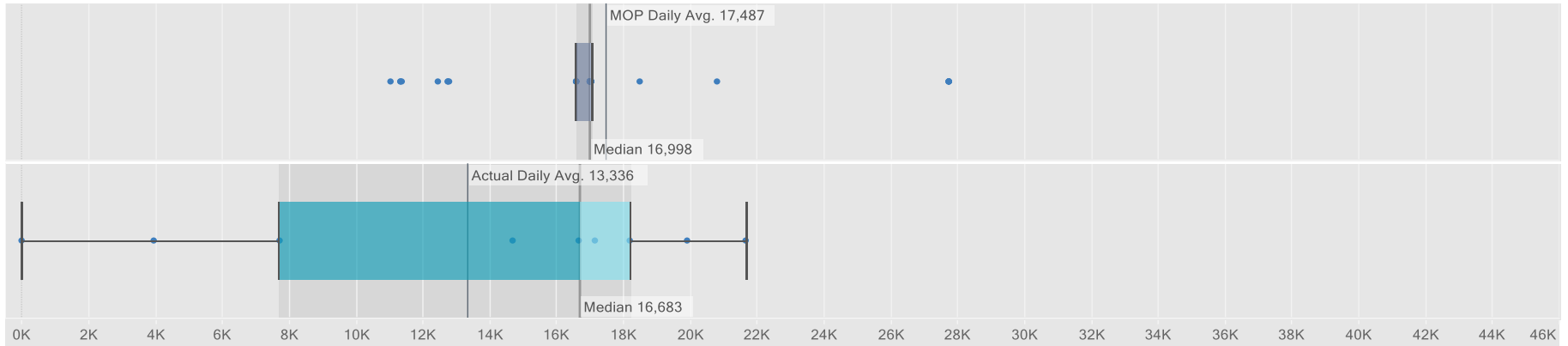


6 May 2020

Week 19

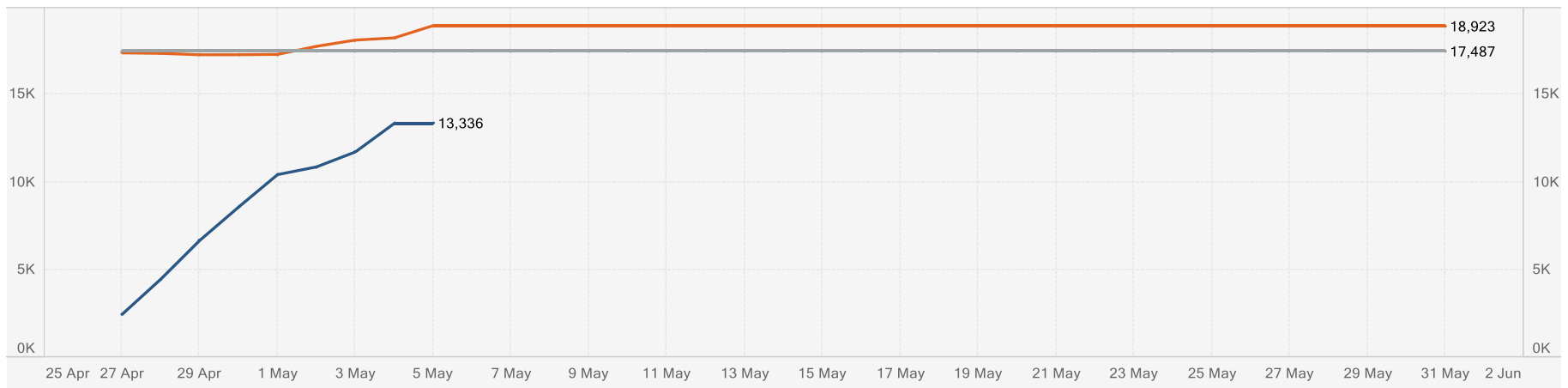
LW MOP Last 24hrs  
**16,998**

LW Actual Last 24hrs  
**0**



LW Target (MOP)	LW MTD (MOP)	LW MTD (Actual)	LW MTD (Variation)
<b>612,033</b>	<b>137,433</b>	<b>120,027</b>	<b>-17,406</b>
LW Daily Avg. Target (MOP)	LW Daily Avg. MTD (MOP)	LW Daily Avg. MTD (Actual)	LW Daily Avg. Required (To Achieve MOP)
<b>17,487</b>	<b>15,270</b>	<b>13,336</b>	<b>18,923</b>
LW YTD Target (MOP)	LW YTD (Actual)	LW YTD Daily Avg. (MOP)	LW YTD Daily Avg. (Actual)
<b>871,919</b>	<b>1,019,158</b>	<b>6,920</b>	<b>8,089</b>

■ LW MOP Daily Avg. (Target)    
 ■ LW MTD Daily Avg. (Actual)    
 ■ LW Remaining Daily Avg. (Required)





Grosvenor | Total Development Metres Distribution (MOP vs. Actual)

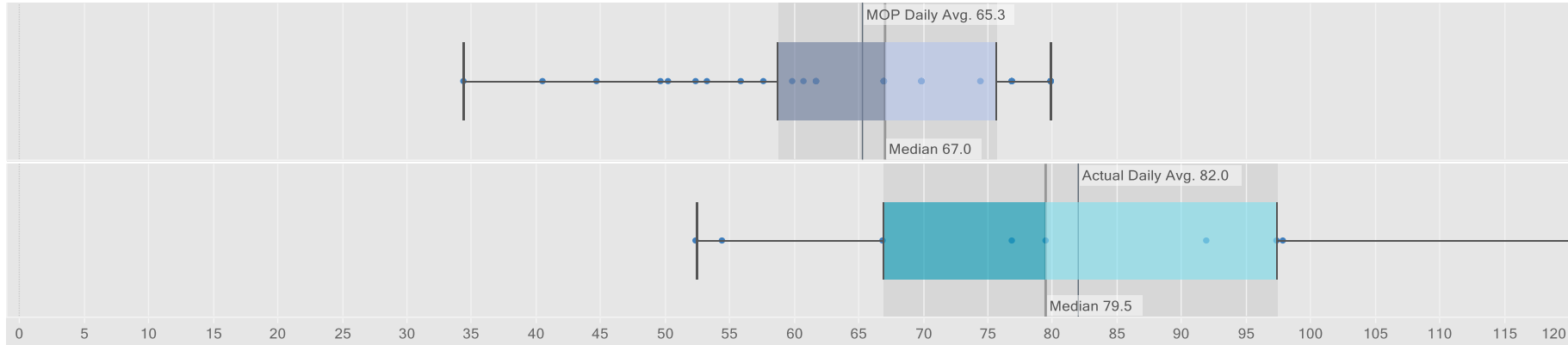


6 May 2020

Week 19

Dev MOP Last 24hrs  
**67.0**

Dev Actual Last 24hrs  
**80.0**



Dev Target (MOP)	Dev MTD (MOP)	Dev MTD (Actual)	Dev MTD (Variation)
<b>2,285</b>	<b>578.0</b>	<b>738.4</b>	<b>160.4</b>
Dev Daily Avg. Target (MOP)	Dev Daily Avg. MTD (MOP)	Dev Daily Avg. MTD (Actual)	Dev Daily Avg. Required (To Achieve MOP)
<b>65.3</b>	<b>64.2</b>	<b>82.0</b>	<b>59.5</b>
Dev YTD Target (MOP)	Dev YTD (Actual)	Dev YTD Daily Avg. (MOP)	Dev YTD Daily Avg. (Actual)
<b>6,253</b>	<b>6,335</b>	<b>49.6</b>	<b>50.3</b>

■ Dev MOP Daily Avg. (Target)    
 ■ Dev MTD Daily Avg. (Actual)    
 ■ Dev Remaining Daily Avg. (Required)

