



GM Daily Overview | Grosvenor Operational Performance



Monday | 30 March 2020

5

Total Harm Free Days



Total TRC Free Days

48



16,770

LW Last 24hrs Tonnes

287,045

LW MTD Tonnes

Dev Last 24hrs Metres

74.1

Dev MTD Metres

1,219.0





Grosvenor | Total ROM Production Distribution (MOP vs. Actual)

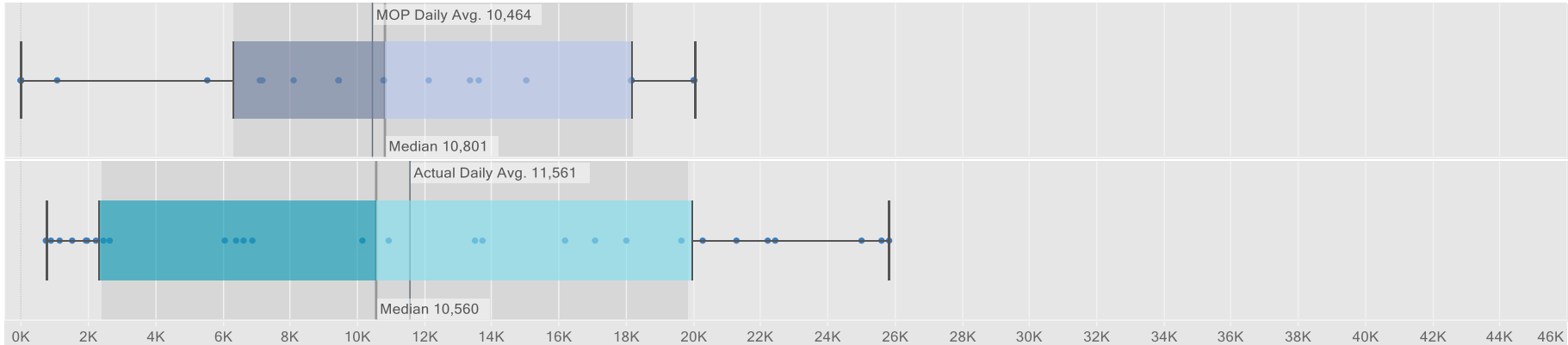


30 March 2020

Week 14

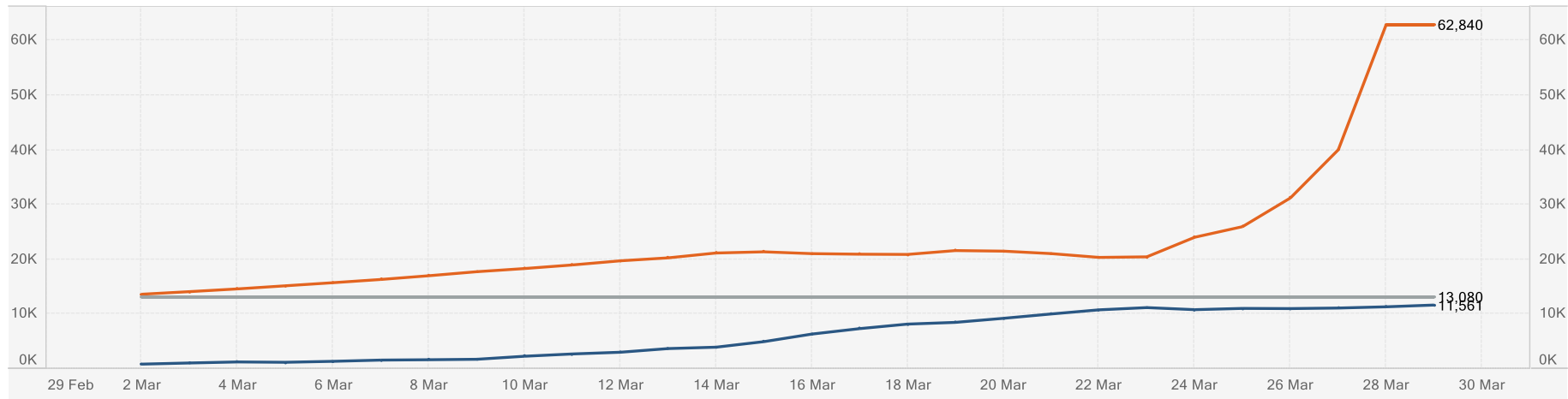
ROM MOP Last 24hrs
18,184

ROM Actual Last 24hrs
19,161



ROM Target (MOP)	ROM MTD (MOP)	ROM MTD (Actual)	ROM MTD (Variation)
366,241	366,241	323,699	-42,543
ROM Daily Avg. Target (MOP)	ROM Daily Avg. MTD (MOP)	ROM Daily Avg. MTD (Actual)	ROM Daily Avg. Required (To Achieve MOP)
13,080	13,080	11,561	
2020EOY MOP ROM Target (Remaining)	ROM YTD (Actual)	ROM YTD Daily Avg. (MOP)	ROM YTD Daily Avg. (Actual)
6,499,038	559,224	5,021	6,283

■ ROM MOP Daily Avg. (Target)
 ■ ROM MTD Daily Avg. (Actual)
 ■ ROM Remaining Daily Avg. (Required)





Grosvenor | Total LW Production Distribution (MOP vs. Actual)

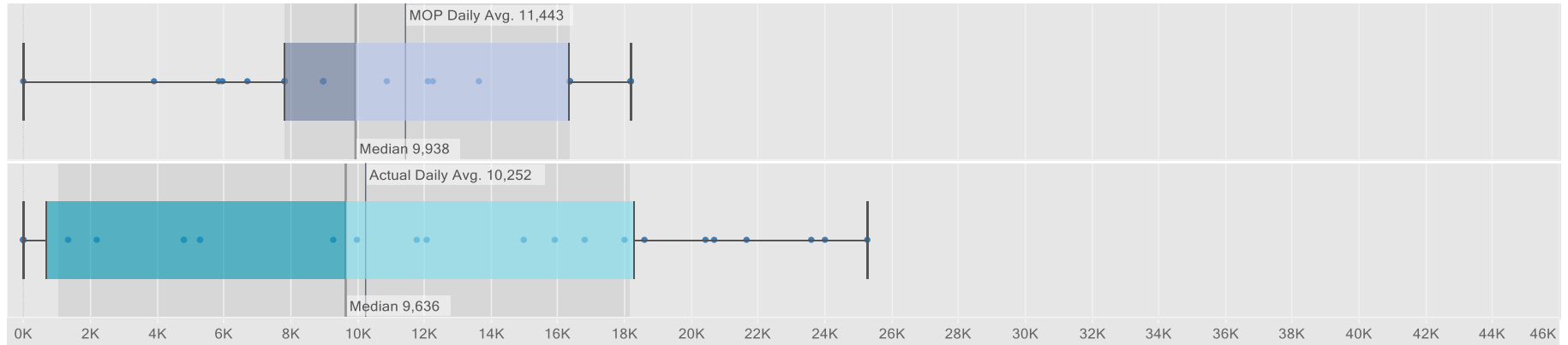


30 March 2020

Week 14

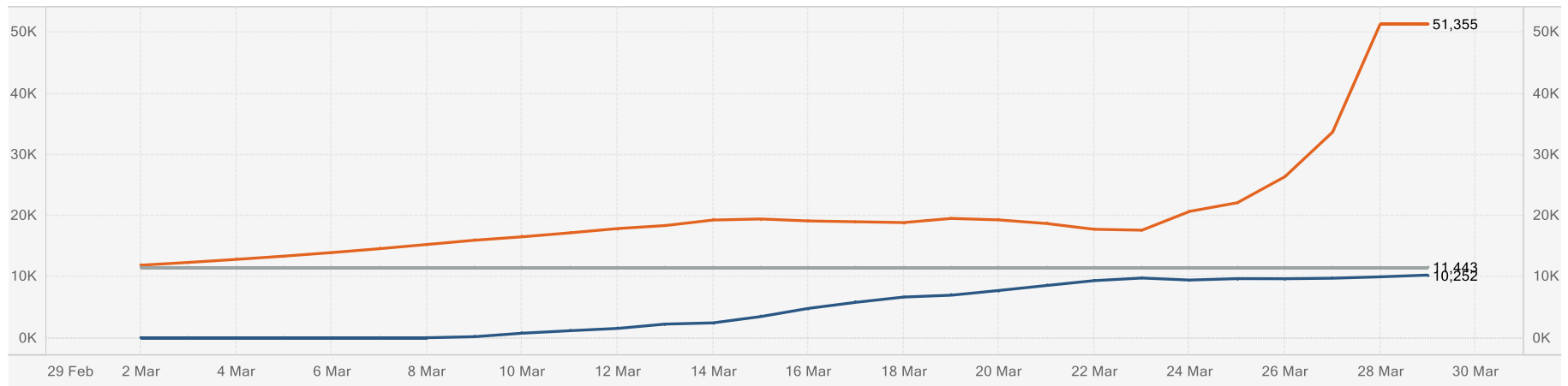
LW MOP Last 24hrs
16,356

LW Actual Last 24hrs
16,770



LW Target (MOP)	LW MTD (MOP)	LW MTD (Actual)	LW MTD (Variation)
320,404	320,404	287,045	-33,359
LW Daily Avg. Target (MOP)	LW Daily Avg. MTD (MOP)	LW Daily Avg. MTD (Actual)	LW Daily Avg. Required (To Achieve MOP)
11,443	11,443	10,252	
LW YTD Target (MOP)	LW YTD (Actual)	LW YTD Daily Avg. (MOP)	LW YTD Daily Avg. (Actual)
320,404	431,604	3,600	4,849

■ LW MOP Daily Avg. (Target)
 ■ LW MTD Daily Avg. (Actual)
 ■ LW Remaining Daily Avg. (Required)





Grosvenor | Total Development Metres Distribution (MOP vs. Actual)

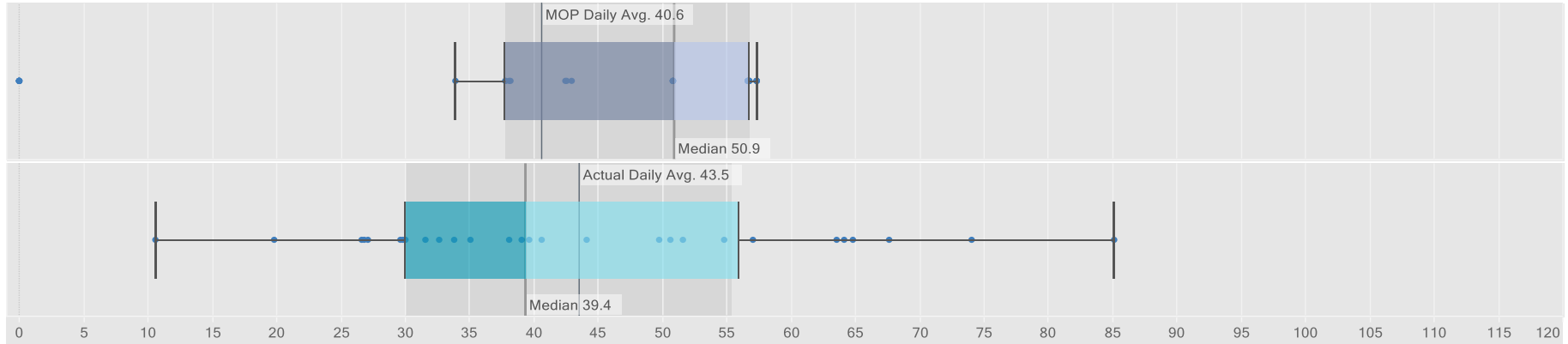


30 March 2020

Week 14

Dev MOP Last 24hrs
57.0

Dev Actual Last 24hrs
74.0



Dev Target (MOP)	Dev MTD (MOP)	Dev MTD (Actual)	Dev MTD (Variation)
1,422	1,422	1,219.0	-203.0
Dev Daily Avg. Target (MOP)	Dev Daily Avg. MTD (MOP)	Dev Daily Avg. MTD (Actual)	Dev Daily Avg. Required (To Achieve MOP)
50.8	50.8	43.5	
Dev YTD Target (MOP)	Dev YTD (Actual)	Dev YTD Daily Avg. (MOP)	Dev YTD Daily Avg. (Actual)
3,940	3,954	44.3	44.4

■ Dev MOP Daily Avg. (Target)
 ■ Dev MTD Daily Avg. (Actual)
 ■ Dev Remaining Daily Avg. (Required)

